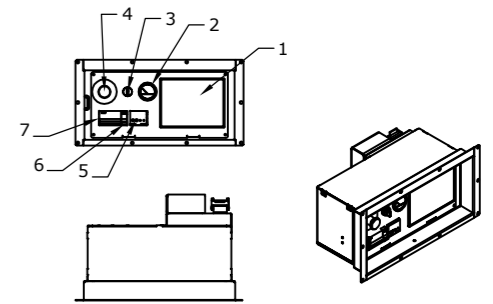
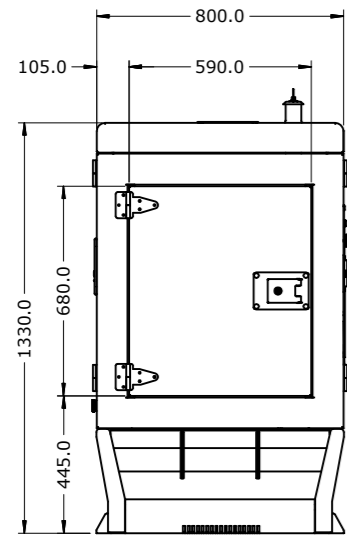


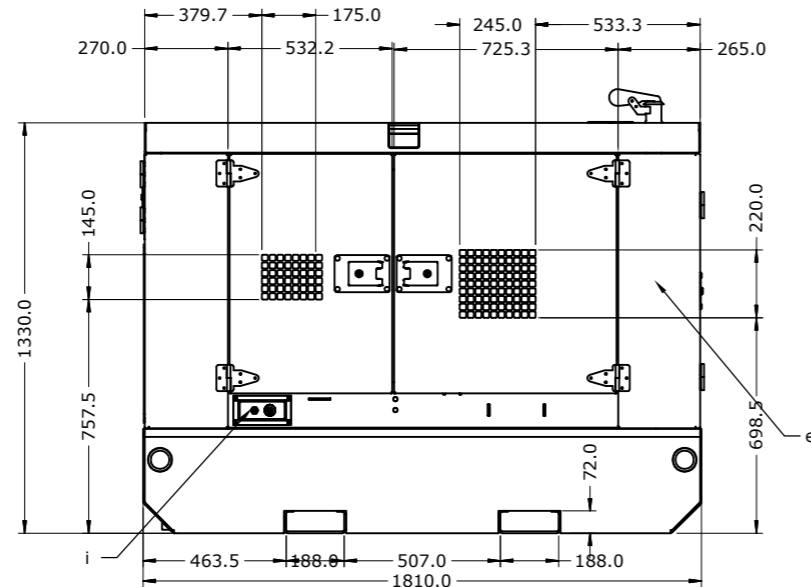
BOTTOM VIEW



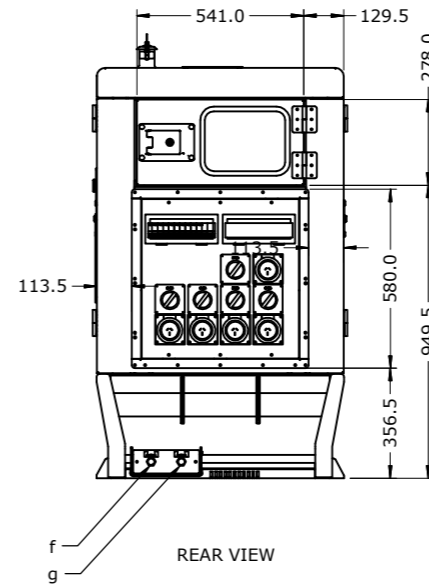
NO	DESCRIPTION
1	CONTROLLER CEM7
2	FUEL LEVEL METER
3	SELECTOR THUMBED SWITCH
4	EMERGENCY STOP
5	RELAY
6	COIL MX+OF
7	CIRCUIT BREAKER



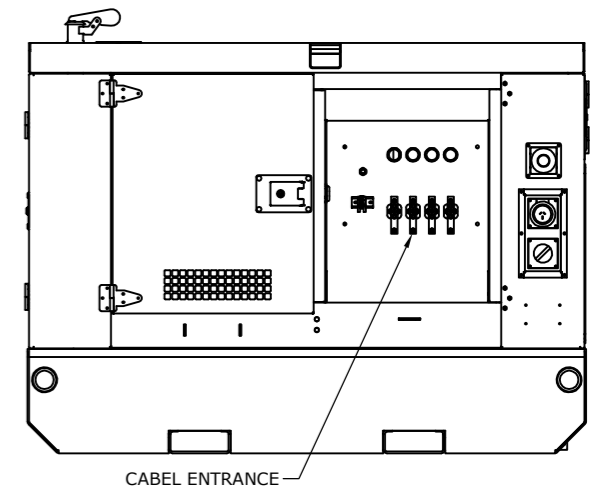
FRONT VIEW



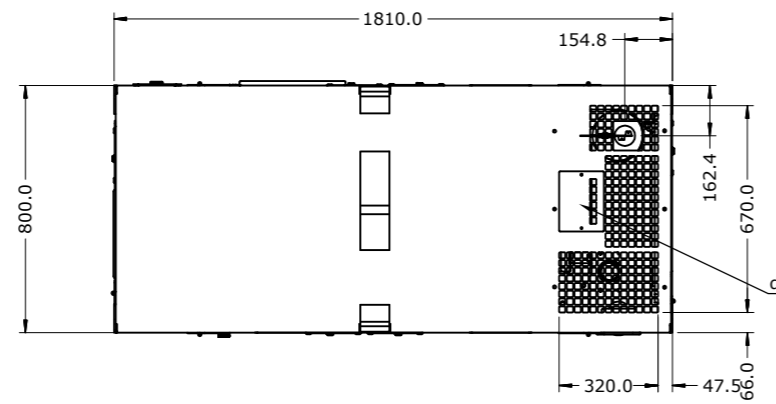
RIGHT VIEW



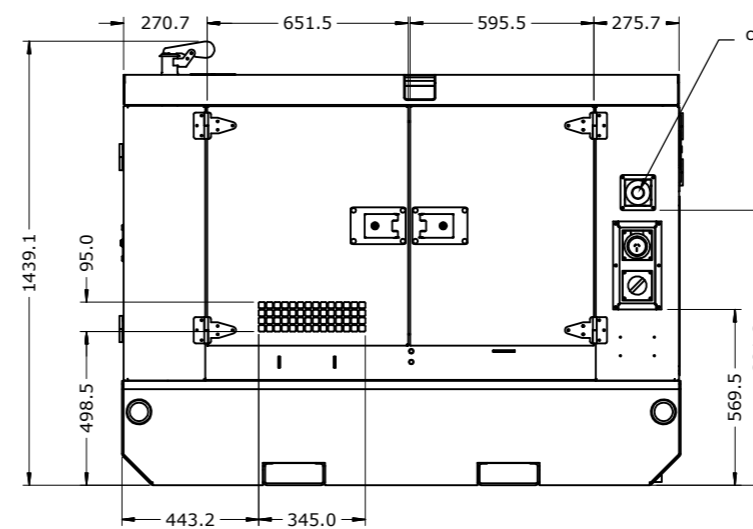
REAR VIEW



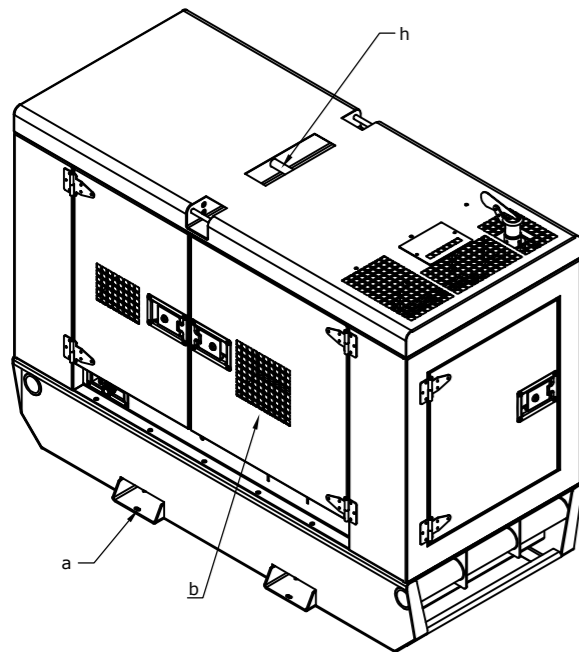
CABEL ENTRANCE



TOP VIEW



LEFT VIEW



FUEL TANK: 177L (STEEL FUEL TANK)

	ENGINE MODEL
YANMAR	3TNV88 BGGEH
YANMAR	4TNV88 BGGEH

Note:

- a. FIXING POINT
- b. AIR INLET
- c. EMERGENCY STOP BUTTON
- d. RADIATOR ACCESS
- e. FUEL INLET
- f. FUEL DRAIN
- g. WATER DRAIN
- h. LIFTING POINT
- i. FUEL INLET(OUTLET) QUICK COUPLING

**HIMOINSA**  
 THE ENERGY

<b>DESIGNED:</b>	DATE: 29/ 10/19	NAME: H.J.J	OLD CODE:		
<b>REVISED:</b>	DATE: 29/ 10/19	NAME: L.Y	NEW CODE:		
<b>APPROVED:</b>	DATE: 29/ 10/19	NAME: D.M			

The actual design is HIMOINSA S.L property. It can not be used for construction of the showed item, reproduced or communicated to third parts without the previous authorisation of the above mentioned company.

**DESIGNACIÓN / DESIGNATION:**  
**SOUND ATTENUATED GENSET**  
**MOTOR/ENGINE:YANMAR**

**DRAWING N°:**

**CODE:**

**REVISION: 00**    **DIN- A2**

**UNIT:**        mm    **SCALE: 1:20**